

**Features**

- CleanCoat®+ glass coating creates a hydrophobic barrier that repels water, soap scum, and residue, saving time and protecting shower doors 10 times longer than original CleanCoat. (Based on 2021 internal wear/abrasion testing using a microfiber cloth.)
- Tempered glass ensures enhanced safety and durability.

**Material**

- Heavy 5/16" (8 mm) glass for strength and stability.

**Installation**

- Out-of-plumb adjustability simplifies installation.
- Door can be installed to open to the left or right to suit your bathroom layout.
- Not for use in hospitality.
- For residential use only.

**Included Components**

Additional Components:  
Hardware kit



**Codes/Standards**







ANSI Z97.1  
CPSC 16CFR 1201

**STERLING® Warranty - Bath and Shower Doors**

See website for detailed warranty information.

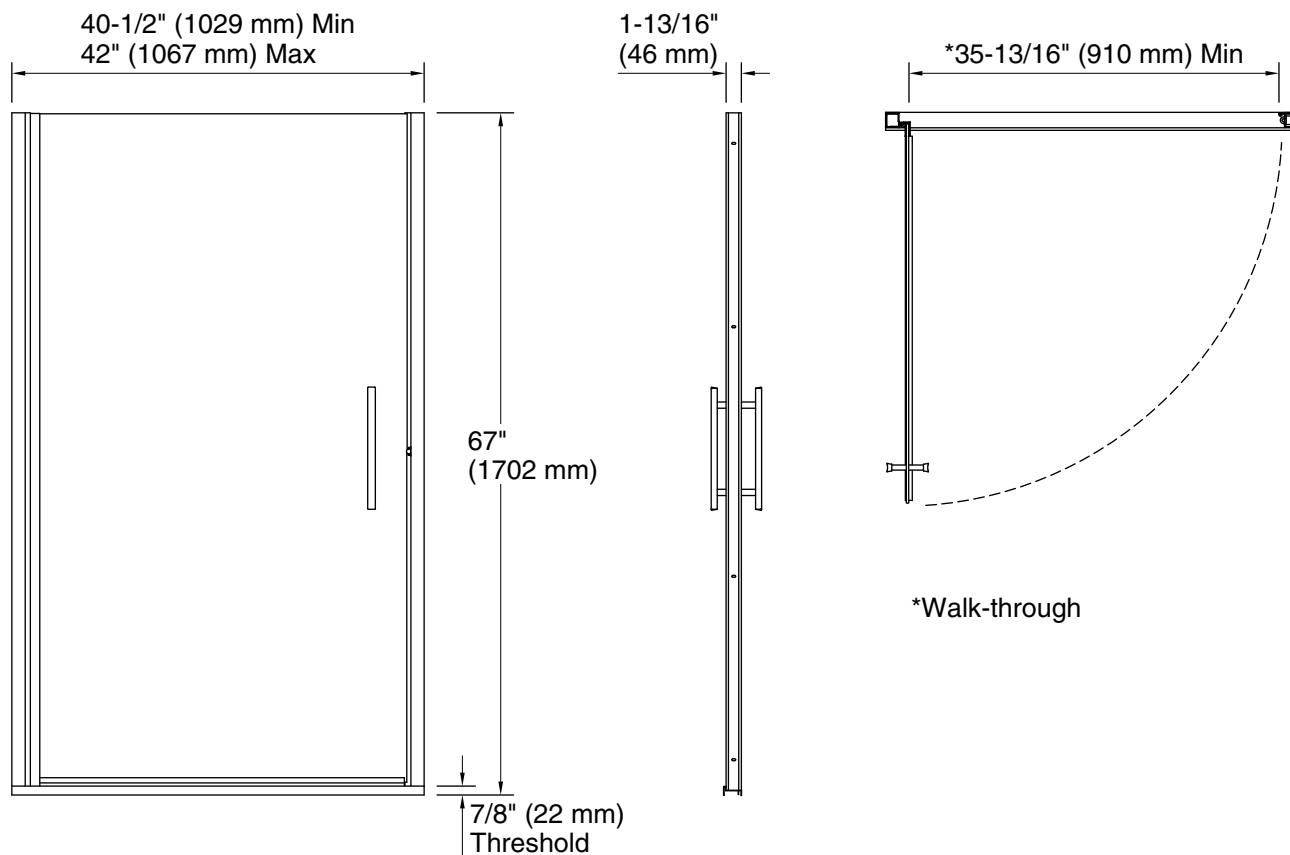
**Available Colors/Finishes**

*Color tiles intended for reference only.*

Color	Code	Description
	ADR	Anodized Deep Bronze
	ADR	Anodized Deep Bronze
	N	Nickel
	N	Nickel
	S	Silver
	S	Silver

**Available Glass Options**

Code	Description
G05	Clear
G03	Frosted



**Technical Information**

All product dimensions are nominal.

- Installation type: For shower base installation
- Opening Width - Min: 40-1/2" (1029 mm)
- Opening Width - Max: 42" (1067 mm)
- Walk-through - Min: 35-13/16" (909 mm)
- Base-To-Wall Radius - Max: 1/2" (13 mm)
- Glass thickness: 5/16" (8 mm)
- Glass coating: CleanCoat®

**Notes**

- Install this product according to the installation instructions.
- The vertical opening should be a minimum of 67" (1702 mm) to allow for installation clearance.